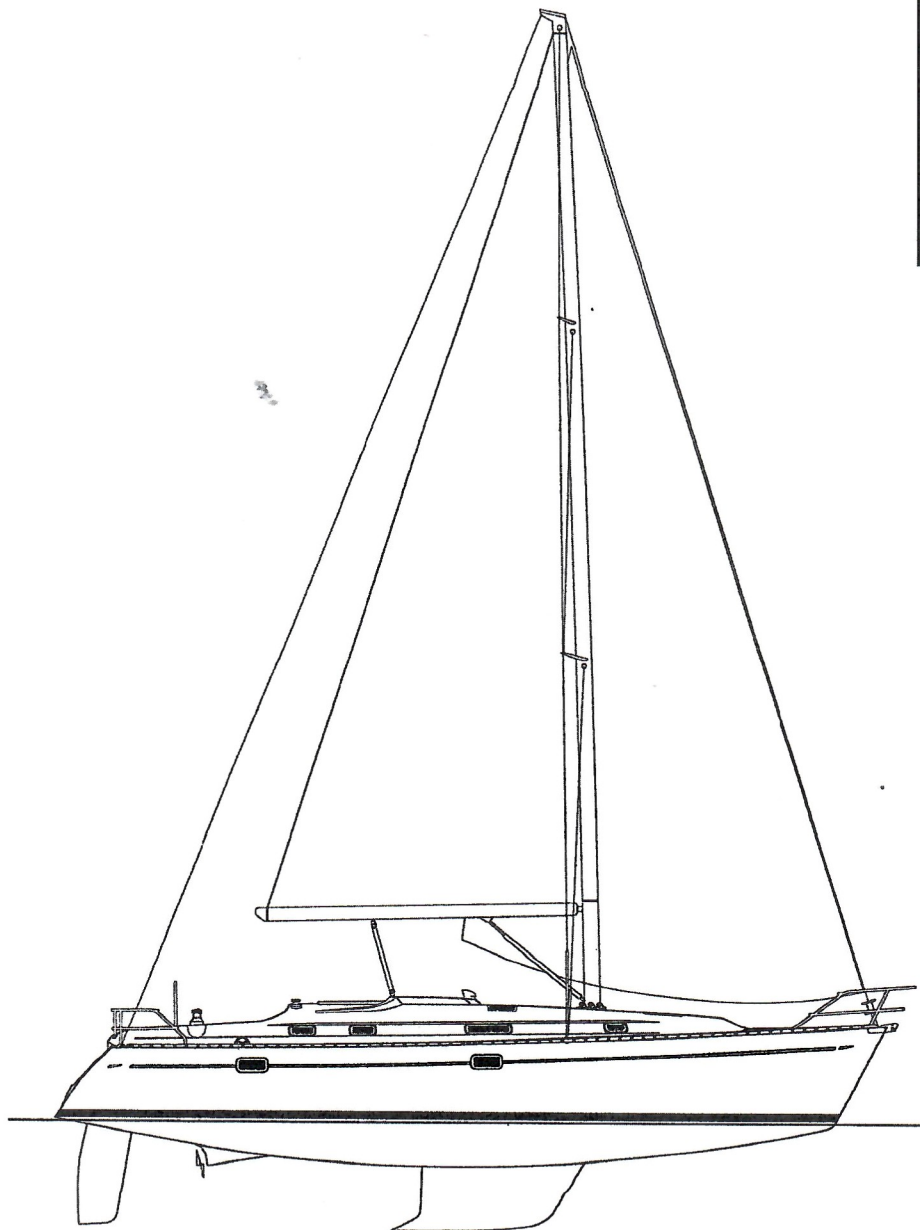


BENETEAU



OCEANIS

381



RIG DIMENSIONS

CLASSIC

FURLING

I	45.44 ft	13.85 m	45.44 ft	13.85 m
J	12.99 ft	3.96 m	12.99 ft	3.96 m
P	38.50 ft	11.74 m	38.14 ft	11.63 m
E	15.09 ft	4.60 m	16.24 ft	4.95 m

Total Sail Area	750.3 sq ft	69.7 sq m	716.5 sq ft	66.6 sq m
Furling Mainsail			303.7 sq ft	28.21 sq m
Classic Mainsail	337.5 sq ft	31.35 sq m		
Genoa 100%	279.9 sq ft	26.0 sq m	279.9 sq ft	26.0 sq m
Fore Triangle 100	295.2 sq ft	27.4 sq m	295.2 sq ft	27.4 sq m

SPECIFICATIONS

L.O.A.	38' 6 1/2"	11.75 m
L.W.L.	32' 10"	10.00 m
Beam	12' 11"	3.93 m
Draft	5' 4"	1.62 m
Displacement . . .	17,416 lb	7900 kg
Ballast	4740 lbs	2150 kg

Designer

J. Berret - Racoupeau

SPECIFICATIONS

Includes all standard equipment listed below, F.O.B. Marion, SC

CONSTRUCTION:

HULL: Laminated G.R.P. hull with internal fiberglass hull liner, reinforced with unidirectional rovings

DECK: Balsa sandwich for stiffness and thermal and acoustic insulation. FRP headliner with cherry strips in salon & cabins

RUNNING RIGGING:

(1) Genoa halyard
(1) Mainsail halyard
Boom topping lift led back to cockpit
Roller reefing mainsail inhaul & outhaul lines
Genoa roller furling line
(2) Genoa sheets
(1) Mainsheet
Solid vang with vang line
(2) Main traveller control lines

STANDING RIGGING:

Discontinuous S/S 1X19 rigging: forestay, twin backstays, upper and lower capshrouds, intermediates and aft lower shrouds
Shroud roller on capshrouds

SPARS:

Keel stepped, anodized aluminium roller furling mast
Deck collar with pivoting blocks on port and starboard, 4 aft blocks have universal swivel
Twin aft-swept spreaders
Anodized, aluminium boom

DECK GEAR:

S/S pulpit with bi-color navigation light
S/S sternrail with lifering holder and flag staff holder.
Stern rail seats
S/S stanchions
(2) Sets of covered S/S lifelines with large gates
(2) Teak handrails on coachroof
(1) Dorade vent for ventilation of salon
Aluminum toe-rail
(2) Genoa tracks with adjustable cars and plunger stops
(2) Genoa foot blocks with jammers
(2) 48 CST Lewmar primary genoa sheet winches, mounted on cockpit coaming
Roller furling genoa system, with drum installed above deck
Mainsheet track on coachroof
(1) 40 CST Lewmar winch for mainsheet and halyards mounted on coachroof
All halyards and reefing lines led back to cockpit - genoa and main halyards are jammed off and stowed at the mast

(6) Spinlock clutch stoppers on port coachroof
(2) Winch handles

SAILS:

Roller furling mainsail
150% Roller furling genoa

MOORING & ANCHORING:

Self-bailing chain locker with u-bolt
Stemhead with 2 rollers
(4) mooring cleats
(2) spring cleats at mid-ship
(4) fairleads (2 aft & 2 at mid-ship)
Manual windlass - Lofrans Royal with 3/8 gypsy

EXTERIOR EQUIPMENT HULL & DECK:

Transom swim platform with S/S swim ladder and hinged transom door
(1) Cockpit locker to starboard
(1) Locker for 2 gas bottles beneath helmsman's seat to port
(1) Locker beneath helmsman's seat to starboard
Teak inlaid cockpit seats
Cockpit console with wheel and compass, space for installation of electronic equipment and repeaters, table with fold down leaves, drained storage compartment, and a cockpit light.
(1) Winch handle pocket
Cockpit shower
Halyard neatening cleats aft of coach roof

STEERING SYSTEM:

Spade rudder with composite rudder shaft
S/S leather wrapped steering wheel (42")
Emergency tiller

BALLAST:

Wedge bulb keel

INTERIOR ACCOMMODATIONS:

INTERIOR WOOD: Cherry stained mahogany
Wooden floorboards with black striping in salon
Carpet in cabins
Mattresses & cushions - high density foam with Flair Green upholstery
Wooden cabinet doors with inset varnished cane
Cabin door handles, lever type with anti-rattle plunger

FORWARD CABIN:

Double berth (6'7" x 4'1")
Hanging locker to port
Bench seat
Shelving on hull
Wash basin with water tap & mixer plus storage cabinet

SALON:

Table convertible to sleeping berth
Central bench seat with storage
Storage cabinets along the hull. Book shelf on main bulkhead
Hull sides lined with wood
Wooden laminated companionway steps with non-skid stripping
Pneumatic spring on companionway steps for easy access to engine
Companionway side wooden handrails
Headroom 6' 6"

NAV STATION:

Chart table with storage
Navigator's seat with storage beneath
110 volt electrical panel
12 volt electrical panel - 12 functions
Mounting panel for navigation instruments

GALLEY:

Storage cabinets along hull sides
Antium countertop with wooden fiddle rail
Sliding S/S vegetable basket
Double S/S sink
Mixing tap for hot/cold pressurised fresh water
12V Electric top loading freezer and front loading refrigerator
S/S 2 burner stove with oven, and protective S/S bar
Trash can

GALLEY IN 3 CABIN VERSION:

12V Electric freezer / refrigerator

HEAD:

1 piece molded fiberglass liner for water tightness and easy cleaning
Marine toilet & 13 gal holding tank
Fiberglass wash hand basin, vanity cabinet, mirror and toilet accessories

1 AFT CABIN:

Double berth (6'7" x 5'11" / 4'11")
Hanging locker
Shelving on hull

PLUMBING:

Self-bailing cockpit
Manual bilge pump
Electric bilge pump with automatic switch
Ice box drained by electric pump
Fresh water cockpit shower
(2) fibreglass freshwater tanks integrated in hull liner, total 125 gal
Labelled anodized aluminium water filler cap
Hot/cold pressurized fresh water with accumulator tank
6 gal hot water heater
Galley features rectangular double sink with mixer tap
Heads feature fiberglass wash hand basin with combination faucet and hand shower with shower hose and support
Fibreglass shower base with drain and electric shower drain pump

ELECTRICAL CIRCUIT:

Rig grounded
Conduit for options - transom to chart table, mast to chart table, mast step to cockpit area (transducers), anchor locker to forward bunk (electric windlass)
12 volt control panel - 12 functions
12 volt socket at the chart table
110 volt control panel under chart table
110 volt outlets - (1) in each cabin, head, galley, salon and at chart table
110 volt shore power socket on transom
Halogen overhead lighting in cabins, salon, galley
Fluorescent tube lighting in galley & head
Reading lights in each cabin
Nav station light
Independent switches for lights
Cockpit light on cockpit table
Courtesy light in companionway
Bi-color nav light
Stern light
Combination deck and steaming light
Anchor light

MECHANICAL:

Fuel capacity 40 gal aluminium tank
Fuel filter and water separator
12 volt 50 amp alternator
20 amp battery charger
Engine battery - 1x12 volt 100 amp
House battery - 1 x 12 volt 200 amp

ENGINE EQUIPMENT:

42 hp Westerbeke diesel engine
Engine bearers integrated in hull liner

Engine control panel integrated in port cockpit coaming
Single lever engine control integrated in cockpit table
Engine manual stop
3 bladed fixed prop (15 x 13 RH)
Engine compartment soundproofed with foam
S/S prop shaft with composite epoxy/glass stern tube

WINDOWS/OPENINGS/VENTILATION:

Forward cabin:

- (1) Lewmar 30 hatch (15 7/16 x 20 1/2") with blind
- (2) Lewmar size 0 opening portlight (7 x 12 7/8") with screen & curtain (one to port and one to starboard)
- (1) fixed coachroof light facing forward

Salon:

- (2) Lewmar 30 hatches (15 7/16 x 20 1/2") with blind
- (2) Lewmar size 4 opening portlights (7 5/8 x 25 5/8") with screens & curtains
- (1) Dorade vent.

Galley

- (2) Lewmar size 1 opening portlight (7 5/8 x 14 1/2") with screen & curtain

Companionway:

PMMA/plexiglass sliding hatch and removable aerated, wooden hatch boards.

Aft cabin:

- (1) Lewmar size 1 opening portlight (7 5/8 x 14 1/2") with screen & blind
- (1) Lewmar size 4 opening portlights (7 5/8 x 25 5/8") with screen

Aft Head:

- (1) Lewmar size 1 opening portlight (7 5/8 x 14 1/2") with screen & blind

MISCELLANEOUS:

Flagstaff
Beneteau Owner's Manual

AVAILABLE VERSIONS

- 2 Cabins, 1 Head
- 2 Cabins, 2 Heads
- 3 Cabins, 2 Heads

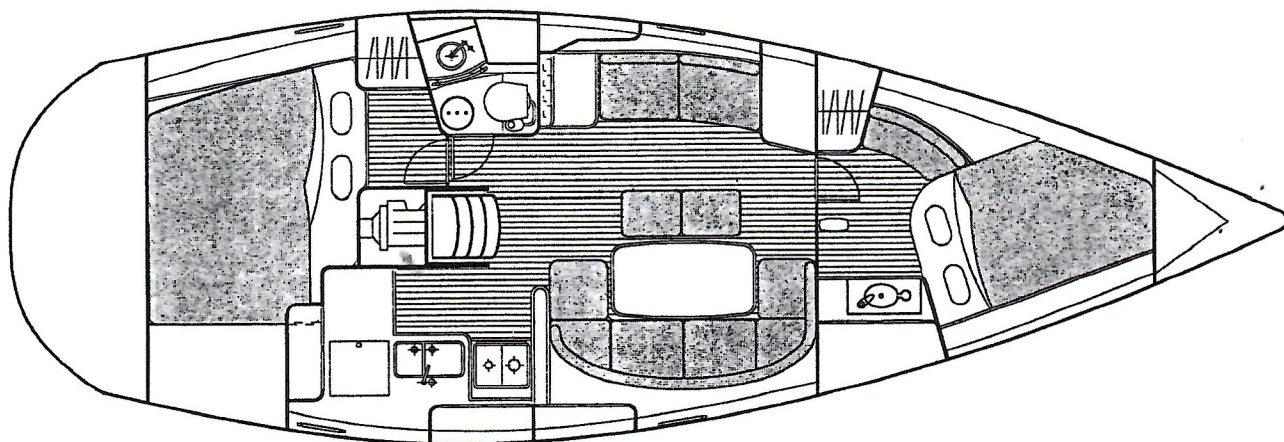
AVAILABLE OPTIONS

- Classic mast with full battened main-sail & lazy jacks
- Genneker Gear
- Microwave
- Inverter 110 Volt & extra battery
- Automatic Pilot
- Electric Windlass
- Stereo with CD & Cassette
- Air Conditioning
- All beige or all blue cushions
- Hatch over port aft cabin
- Hatch over galley / starboard aft cabin
- Screens on hatches
- Cradle

The manufacturer reserves the right to change price and specifications without notice

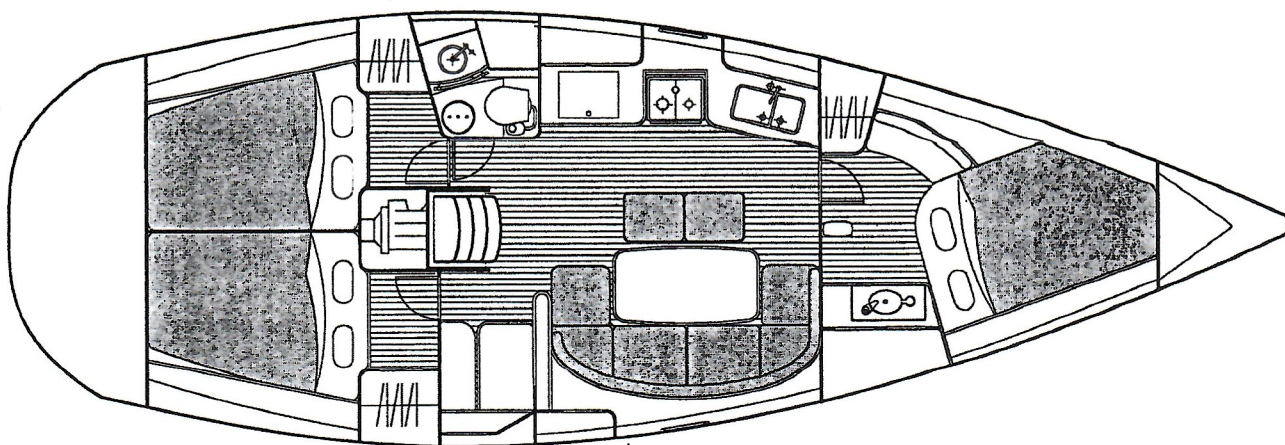
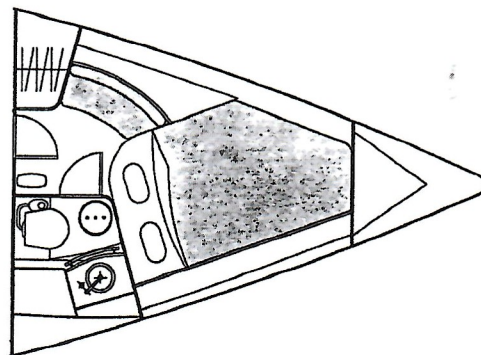
OCEANIS 381

INTERIOR LAYOUTS



Single Aft Cabin

**Optional
Forward Head
Version**



Double Aft Cabin